

ROUGHING BRUSHES

High quality roughing brushes are a major factor in achieving secure sole bonds. Used on manual or automatic roughing machines, they provide accurate, effective preparation of the shoes' lasted margin prior to sole attaching.

Extremely high quality standards are observed in the manufacture of USM roughing brushes. Only wire that is specified to close tolerances is used and this is distributed evenly throughout the brush to provide balance and accuracy.

A popular selection of roughing brushes is featured on the following pages offering a variety of face widths, diameters, bore sizes, wire types and wire gauges to rough all types of upper materials.

These are suitable for use on all USM machines and machines from other manufacturers. However, if you require a slightly different specification, please contact your local agent or distributor or contact us direct.



Advent House
37 Church Lane
Ratby
Leicester
United Kingdom
LE6 06F
Tel: +44 (0)870 801 0910
Fax: +44 (0)870 801 0911
Email: contact@atlgb.com
Website: www.atlgb.com



ROUGHING BRUSHES



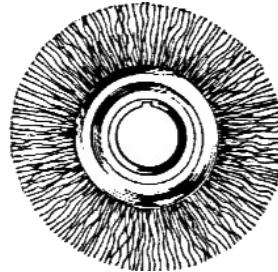
ROUGHING BRUSHES

Contents

BRUSHES for AUTOMATIC ROUGHING MACHINES	2
Wide Brushes (3-Section)	2
BRUSHES for AUTOMATIC ROUGHING MACHINES	4
Narrow Brushes (2-Section) Flat and medium heel work.....	4
BRUSHES for MANUAL UPPER ROUGHING and SCOURING MACHINES	6
Extra Wide brush (4-Section)	6

If you require any further information about these products, please contact us. See details at the front of this booklet.

BRUSHES for AUTOMATIC ROUGHING MACHINES



These roughing brushes can also be fitted to most manual roughing machines.

Wide Brushes (3-Section)

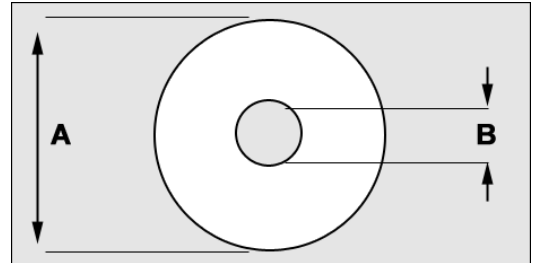
Suggested Application	Product Code
Fine leather, poromeric and polyurethane-coated fabrics. For polyurethane, it is better not to sharpen brushes. A close alternative to SAF-235E-G.	SAF-235E
Fine leather, poromeric and polyurethane-coated fabrics. For polyurethane, it is better not to sharpen brushes. A close alternative to SAF-235E.	SAF-235E-G
Medium to heavy weight leathers. A good general purpose brush.	SAF-241E
Harsh, heavy leathers. Heavy duty brush.	SAF-243E
Heavy weight leathers for men's work.	SAF-244E
Medium weight leathers. Gives a matt finish.	SAF-247E
Medium weight leathers and polyurethane-coated fabrics. Good results when used with variable speed option on most men's materials. Manufactured using specially crimped wire.	SAF-257E
Heavy weight leathers.	SAF-263E
Medium weight leathers. A good general purpose brush.	SAF-264E
Patent leathers.	SAF-265E
For extremely hard leathers. Left and right brushes mounted as a pair. One with a wire gauge of 0.20mm and the other 0.18mm.	SAF-5133-L-R-MIX
Medium and heavy weight leathers.	SAF-5133-027-LIT



ROUGHING BRUSHES



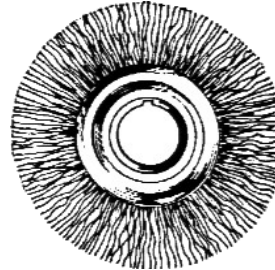
BRUSHES for AUTOMATIC ROUGHING MACHINES



Wide Brushes (3-Section)

Product Code	Outside Diameter A mm	Bore B mm	Wire Specification
SAF-235E	127	28.5	0.15mm brass-coated single strand wire
SAF-235E-G	130	28.5	0.15mm brass-coated single strand wire
SAF-241E	127	50.5	6 x 0.27mm + 3 x 0.15mm brass-coated corded wire
SAF-243E	127	50.5	7 x 3 x 0.30mm brass-coated cable wire
SAF-244E	127	28.5	0.40mm steel single strand wire
SAF-247E	127	50.5	5 x 0.25mm brass-coated corded wire
SAF-257E	130	50.5	0.15mm brass-coated single strand wire
SAF-263E	130	50.5	0.22mm brass-coated corded wire
SAF-264E	130	50.5	0.20mm brass-coated corded wire
SAF-265E	130	50.5	0.38mm brass-coated corded wire
SAF-5133-L-R-MIX	126	50.5	0.20mm + 0.18mm brass-coated corded wire
SAF-5133-027-LIT	126	50.5	0.27mm brass-coated corded wire

BRUSHES for AUTOMATIC ROUGHING MACHINES



These roughing brushes can also be fitted to most manual roughing machines.

Narrow Brushes (2-Section) Flat and medium heel work

Suggested Application	Product Code
Medium to heavy weight leathers and heavy PVC. Gives a grooved rough.	SAF-226E
Medium to heavy weight leathers. Made with specially crimped wire for harder work than SAF-226E. Gives a grooved rough.	SAF-227E
Medium to heavy weight PVC and polyurethane-coated fabrics. Made from mixed strand corded wire.	SAF-236E
Medium to heavy weight PVC and polyurethane-coated fabrics.	SAF-248E
Light glove leather, solid PVC and polyurethane-coated fabrics. Narrow waist and/or high heeled fashion work.	SAF-249E

Narrow Brushes (2-section) For infants', high heel and narrow waist work

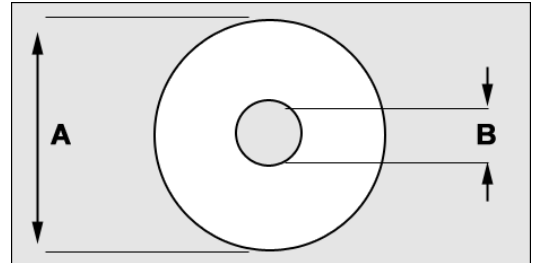
Suggested Application	Product Code
Soft leathers for infants' and narrow waisted ladies' work.	SAF-256E
Light to medium leather for ladies' narrow waist and/or pre-shanked work.	SAF-258E
Light glove leather, solid PVC and polyurethane-coated fabrics for narrow waist/high heel fashion work.	SAF-259E
Light glove leather and polyurethane-coated fabrics.	SAF-3112-015-LIT
Medium weight leathers.	SAF-3112-020-LIT
Light to medium weight leathers.	SAF-5132-015-LTE



ROUGHING BRUSHES



BRUSHES for AUTOMATIC ROUGHING MACHINES



Narrow Brushes (2-Section) Flat and medium heel work

Product Code	Outside Diameter A mm	Bore B mm	Wire Specification
SAF-226E	120	28.5	0.20mm steel single strand wire
SAF-227E	120	28.5	0.20mm steel single strand wire
SAF-236E	120	50.5	6 x 0.27mm + 3 x 0.15mm brass-coated corded wire
SAF-248E	127	50.5	4 x 0.25mm brass-coated corded wire
SAF-249E	120	28.5	0.15mm steel single strand wire

Narrow Brushes (2-section) Flat infants', high heel and narrow waist work

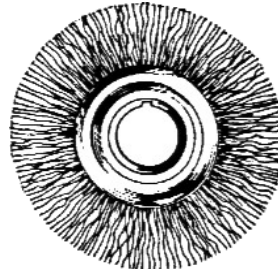
Product Code	Outside Diameter A mm	Bore B mm	Wire Specification
SAF-256E	105	28.5	0.18mm brass-coated corded wire
SAF-258E	105	28.5	0.25mm brass-coated corded wire
SAF-259E	105	28.5	0.15mm brass-coated single strand wire
SAF-3112-015-LIT	105	28.5	0.15mm brass-coated corded wire
SAF-3112-020-LIT	105	28.5	0.20mm brass-coated corded wire
SAF-5132-015-LTE	126	50.5	0.15mm brass-coated single strand wire



ROUGHING BRUSHES



BRUSHES for MANUAL UPPER ROUGHING and SCOURING MACHINES



Extra Wide brush (4-Section)

Suggested Application	Product Code
Very heavy leathers for industrial and safety footwear. Special long shaft required.	SAF-245A

Wide Brushes (3-section)

Suggested Application	Product Code
Medium weight leathers. A good general purpose brush.	SAF-193E
Medium weight leathers for ladies' work.	SAF-200E
Light leathers.	SAF-215E
Heavy leathers for men's work.	SAF-223E
PVC and polyurethane-coated fabrics.	SAF-224E

Narrow Brushes (2-section)

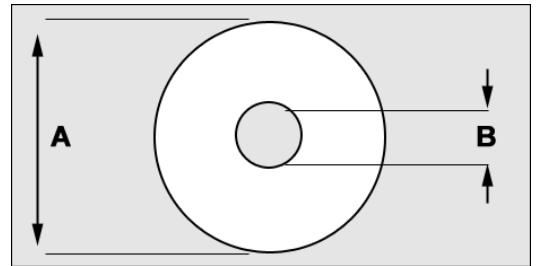
Suggested Application	Product Code
Rubberised brush for ladies' light to medium leathers.	SAF-253E
Rubberised brush for ladies' light to medium leathers. Smaller bore than SAF-253E.	WBAZ-242



ROUGHING BRUSHES



BRUSHES for MANUAL UPPER ROUGHING and SCOURING MACHINES



Extra Wide brush (4-Section)

Product Code	Outside Diameter A mm	Bore B mm	Wire Specification
SAF-245A	140	28.5	0.50mm steel single strand wire

Wide Brushes (3-section)

Product Code	Outside Diameter A mm	Bore B mm	Wire Specification
SAF-193E	140	28.5	0.40mm steel single strand wire
SAF-200E	140	28.5	0.35mm steel single strand wire
SAF-215E	140	28.5	0.30mm steel single strand wire
SAF-223E	140	28.5	0.50mm steel single strand wire
SAF-224E	140	28.5	0.20mm steel single strand wire

Narrow Brushes (2-section)

Product Code	Outside Diameter A mm	Bore B mm	Wire Specification
SAF-253E	127	40	Wire impregnated rubber
WBAZ-242	127	12.7	Wire impregnated rubber